

令和7年度水揚統計表

〔 自 令和7年4月 1日
至 令和8年3月31日 〕

目 次

1. 月別水揚高比較…………… (1)
2. 漁業種別水揚高比較…………… (2)
3. 魚種別水揚高比較…………… (3)
4. 魚種別処理状況調…………… (4)
5. 漁業種別水揚高比率 (グラフ) …… (5)
6. 魚種別水揚高比率 (グラフ) …… (5)
7. 年度別魚種別水揚構成の変化…………… (6)
8. 船籍別水揚高…………… (7)

大船渡魚市場株式会社

1. 月別水揚高比較

| 年度 区分 月別 | 令和6年度 | | 令和7年度 | | 年度比較 (令和7年度－令和6年度) | |
|----------------|------------|---------------|------------|---------------|-----------------------|-----------------|
| | 数量 (kg) | 金額 (円) | 数量 (kg) | 金額 (円) | 数量 (kg) | 金額 (円) |
| 4 月 | 1,130,955 | 246,686,132 | 1,305,061 | 200,831,193 | 174,106 | △ 45,854,939 |
| 5 月 | 1,066,616 | 295,740,897 | 383,915 | 120,487,001 | △ 682,701 | △ 175,253,896 |
| 6 月 | 2,737,522 | 467,821,246 | 1,338,525 | 275,594,388 | △ 1,398,997 | △ 192,226,858 |
| 7 月 | 1,746,666 | 570,675,993 | 1,392,906 | 347,740,348 | △ 353,760 | △ 222,935,645 |
| 8 月 | 1,349,759 | 511,285,887 | 732,211 | 249,300,882 | △ 617,548 | △ 261,985,005 |
| 9 月 | 2,185,552 | 883,346,327 | 2,901,254 | 1,164,262,706 | 715,702 | 280,916,379 |
| 10 月 | 3,259,776 | 1,397,432,792 | 2,515,932 | 884,464,837 | △ 743,844 | △ 512,967,955 |
| 11 月 | 3,329,916 | 1,189,076,920 | 3,887,602 | 992,006,213 | 557,686 | △ 197,070,707 |
| 12 月 | 4,409,579 | 547,792,089 | 852,768 | 319,953,579 | △ 3,556,811 | △ 227,838,510 |
| 1 月 | 2,632,425 | 251,855,882 | 263,406 | 166,325,565 | △ 2,369,019 | △ 85,530,317 |
| 2 月 | 1,608,656 | 172,555,029 | 813,158 | 201,660,267 | △ 795,498 | 29,105,238 |
| 3 月 | 1,080,994 | 170,892,158 | 1,117,242 | 126,566,190 | 36,248 | △ 44,325,968 |
| 合 計 | 26,538,416 | 6,705,161,352 | 17,503,980 | 5,049,193,169 | △ 9,034,436 | △ 1,655,968,183 |

2. 漁業種別水揚高比較

| 年度 区分 魚業種別 | 令和6年度 | | | 令和7年度 | | | 年度比較 (令和7年度－令和6年度) | | |
|------------------|--------|------------|---------------|--------|------------|---------------|-----------------------|-------------|-----------------|
| | 延隻数 | 数量 (kg) | 金額 (円) | 延隻数 | 数量 (kg) | 金額 (円) | 延隻数 | 数量 (kg) | 金額 (円) |
| 定置網 | 2,675 | 12,157,391 | 1,895,986,543 | 2,419 | 5,478,274 | 1,546,364,403 | △ 256 | △ 6,679,117 | △ 349,622,140 |
| 鰹鮪旋網 | 15 | 490,687 | 200,685,342 | 3 | 24,580 | 15,729,567 | △ 12 | △ 466,107 | △ 184,955,775 |
| 鰹旋網 | 8 | 841,966 | 62,319,193 | 2 | 176,132 | 7,946,924 | △ 6 | △ 665,834 | △ 54,372,269 |
| 鯖旋網 | 0 | 0 | 0 | 2 | 6,975 | 2,720,236 | 2 | 6,975 | 2,720,236 |
| 秋刀魚棒受網 | 200 | 5,649,651 | 2,784,569,900 | 265 | 8,436,663 | 2,606,695,766 | 65 | 2,787,012 | △ 177,874,134 |
| 火光利用敷網 | 0 | 0 | 0 | 24 | 551 | 2,276,733 | 24 | 551 | 2,276,733 |
| 火光利用敷網 (真鰹) | 200 | 3,953,623 | 323,339,942 | 2 | 5,512 | 941,353 | △ 198 | △ 3,948,111 | △ 322,398,589 |
| いさだ曳網 | 236 | 1,249,320 | 187,179,044 | 375 | 2,333,700 | 233,009,033 | 139 | 1,084,380 | 45,829,989 |
| 鮪・梶木流網 | 0 | 0 | 0 | 0 | 0 | 0 | 0 | 0 | 0 |
| 鮪鮫延縄 | 12 | 8,268 | 41,337,378 | 40 | 20,497 | 75,341,488 | 28 | 12,229 | 34,004,110 |
| 鮭延縄 | 0 | 0 | 0 | 0 | 0 | 0 | 0 | 0 | 0 |
| 鰹鮪一本釣 | 57 | 1,183,907 | 437,493,423 | 21 | 230,022 | 97,200,365 | △ 36 | △ 953,885 | △ 340,293,058 |
| いか釣(鰯) | 566 | 131,508 | 106,748,666 | 204 | 27,143 | 20,779,773 | △ 362 | △ 104,365 | △ 85,968,893 |
| いか釣(赤) | 0 | 0 | 0 | 0 | 0 | 0 | 0 | 0 | 0 |
| 突棒 | 0 | 0 | 0 | 0 | 0 | 0 | 0 | 0 | 0 |
| その他の漁業 | 2,729 | 87,644 | 130,818,664 | 2,660 | 82,089 | 89,736,433 | △ 69 | △ 5,555 | △ 41,082,231 |
| 陸送 | 462 | 308,745 | 22,234,661 | 447 | 331,498 | 17,642,285 | △ 15 | 22,753 | △ 4,592,376 |
| かご漁業 | 9,823 | 258,988 | 421,745,147 | 5,176 | 119,459 | 182,124,874 | △ 4,647 | △ 139,529 | △ 239,620,273 |
| 刺網 | 1,817 | 136,754 | 65,856,815 | 2,919 | 205,123 | 126,870,292 | 1,102 | 68,369 | 61,013,477 |
| 底延縄 | 798 | 18,075 | 20,415,909 | 847 | 17,569 | 23,576,519 | 49 | △ 506 | 3,160,610 |
| すくい網漁業 (たも網) | 19 | 61,889 | 4,430,725 | 7 | 8,193 | 237,125 | △ 12 | △ 53,696 | △ 4,193,600 |
| 合計 | 19,617 | 26,538,416 | 6,705,161,352 | 15,413 | 17,503,980 | 5,049,193,169 | △ 4,204 | △ 9,034,436 | △ 1,655,968,183 |

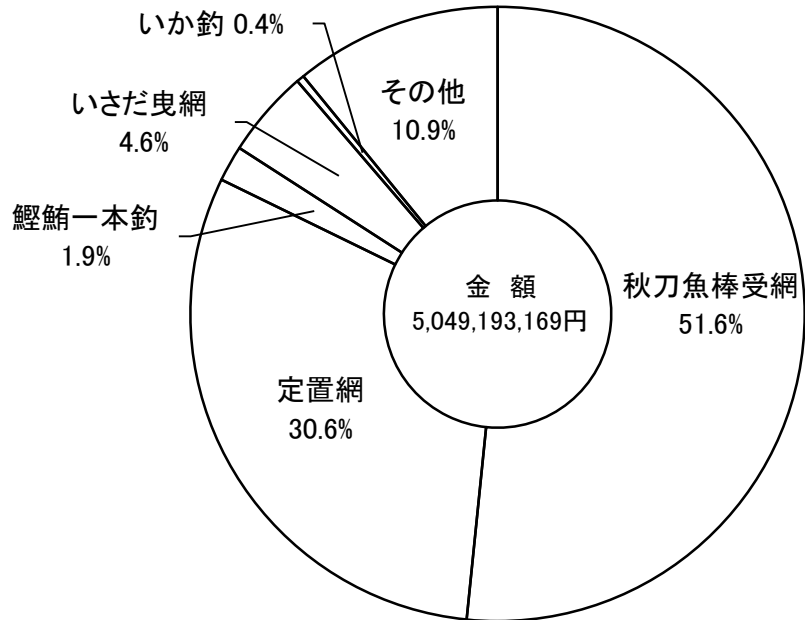
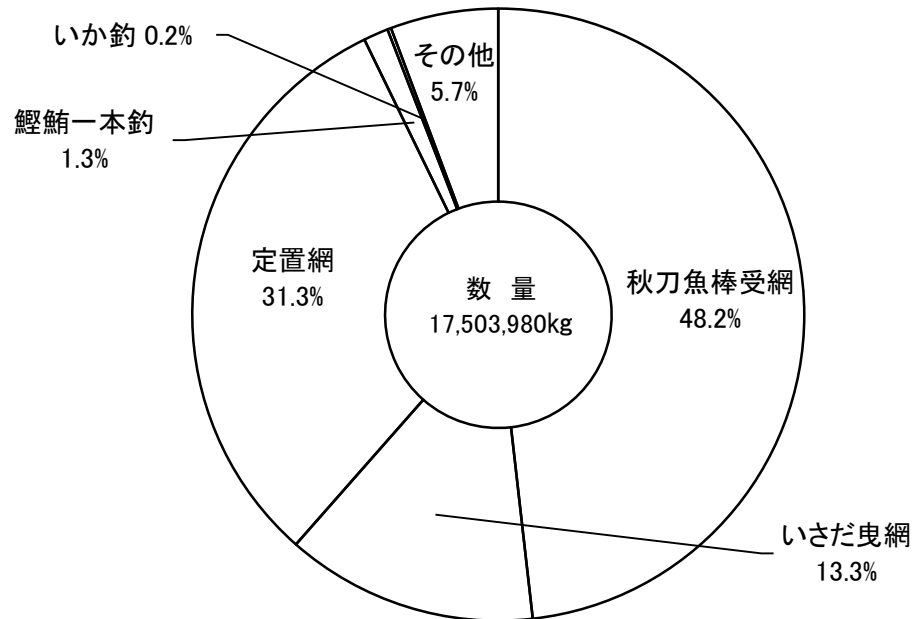
3. 魚種別水揚高比較

| 魚種別 | 年度区分 | 令和6年度 | | | 令和7年度 | | | 年度比較(令和7年度－令和6年度) | |
|-------|------|------------|--------|---------------|------------|--------|---------------|-------------------|-----------------|
| | | 数量(kg) | 1kg当単価 | 金額(円) | 数量(kg) | 1kg当単価 | 金額(円) | 数量(kg) | 金額(円) |
| いわし | | 9,692,010 | 67 | 652,152,157 | 1,344,321 | 114 | 153,442,841 | △ 8,347,689 | △ 498,709,316 |
| まぐろ | | 137,201 | 1,540 | 211,225,738 | 113,748 | 2,061 | 234,396,851 | △ 23,453 | 23,171,113 |
| びんちょう | | 15,828 | 428 | 6,775,997 | 0 | | 0 | △ 15,828 | △ 6,775,997 |
| かじき類 | | 3,393 | 880 | 2,986,554 | 3,851 | 1,204 | 4,635,851 | 458 | 1,649,297 |
| さめ類 | | 6,552 | 40 | 260,064 | 15,749 | 95 | 1,493,079 | 9,197 | 1,233,015 |
| かつお | | 1,632,590 | 382 | 623,457,573 | 265,406 | 434 | 115,214,658 | △ 1,367,184 | △ 508,242,915 |
| さば | | 4,138,775 | 148 | 610,697,068 | 2,325,539 | 180 | 418,851,156 | △ 1,813,236 | △ 191,845,912 |
| あじ類 | | 152,876 | 174 | 26,661,417 | 69,857 | 325 | 22,685,258 | △ 83,019 | △ 3,976,159 |
| ぶり類 | | 1,618,410 | 255 | 413,039,199 | 1,090,217 | 284 | 310,106,804 | △ 528,193 | △ 102,932,395 |
| またら | | 314,430 | 201 | 63,313,011 | 169,560 | 386 | 65,447,485 | △ 144,870 | 2,134,474 |
| すけそう | | 146 | 231 | 33,715 | 597 | 149 | 88,832 | 451 | 55,117 |
| さけ・ます | | 3,218 | 1,361 | 4,380,348 | 1,326 | 2,670 | 3,540,756 | △ 1,892 | △ 839,592 |
| めぬけ類 | | 11 | 2,515 | 27,661 | 37 | 1,356 | 50,176 | 26 | 22,515 |
| きちじ | | 12 | 4,203 | 50,437 | 1 | 1,200 | 1,200 | △ 11 | △ 49,237 |
| さんま | | 5,674,197 | 492 | 2,789,287,572 | 8,436,684 | 309 | 2,606,698,953 | 2,762,487 | △ 182,588,619 |
| こうなご | | 0 | | 0 | 551 | 4,132 | 2,276,733 | 551 | 2,276,733 |
| かれい類 | | 47,594 | 916 | 43,581,744 | 54,582 | 956 | 52,201,832 | 6,988 | 8,620,088 |
| たい類 | | 99,389 | 350 | 34,749,674 | 125,623 | 359 | 45,094,823 | 26,234 | 10,345,149 |
| すずき | | 13,107 | 779 | 10,211,231 | 4,164 | 1,154 | 4,803,855 | △ 8,943 | △ 5,407,376 |
| 他の魚類 | | 1,108,349 | 219 | 242,770,113 | 697,594 | 341 | 237,945,324 | △ 410,755 | △ 4,824,789 |
| するめ | | 218,106 | 756 | 164,873,358 | 214,097 | 1,120 | 239,736,899 | △ 4,009 | 74,863,541 |
| あかい | | 1 | 1,685 | 1,685 | 3 | 918 | 2,754 | 2 | 1,069 |
| いか類 | | 70,928 | 1,244 | 88,206,918 | 34,016 | 1,060 | 36,067,117 | △ 36,912 | △ 52,139,801 |
| いさだ | | 1,249,320 | 150 | 187,179,044 | 2,333,700 | 100 | 233,009,033 | 1,084,380 | 45,829,989 |
| 水産哺乳類 | | 19,950 | 330 | 6,588,002 | 28,120 | 368 | 10,335,604 | 8,170 | 3,747,602 |
| 水産動物 | | 268,724 | 1,713 | 460,309,098 | 112,206 | 1,642 | 184,192,921 | △ 156,518 | △ 276,116,177 |
| 貝類 | | 22,678 | 2,079 | 47,137,492 | 23,506 | 1,924 | 45,230,989 | 828 | △ 1,906,503 |
| 海藻 | | 23,121 | 294 | 6,800,940 | 25,154 | 287 | 7,230,980 | 2,033 | 430,040 |
| 加工品 | | 7,500 | 1,120 | 8,403,542 | 13,771 | 1,046 | 14,410,405 | 6,271 | 6,006,863 |
| 消費税差額 | | | | | | | | | |
| 合計 | | 26,538,416 | 253 | 6,705,161,352 | 17,503,980 | 288 | 5,049,193,169 | △ 9,034,436 | △ 1,655,968,183 |

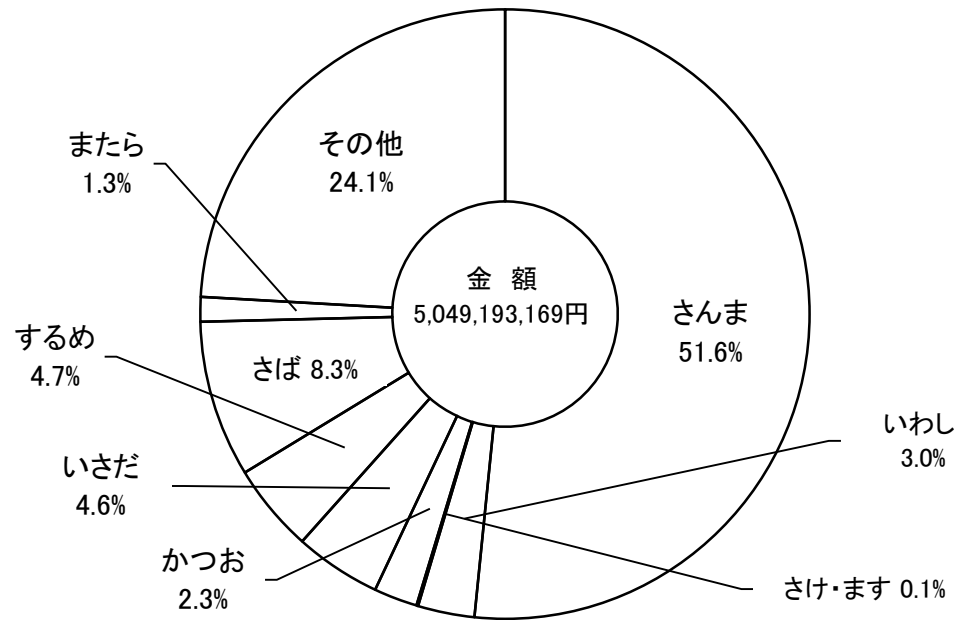
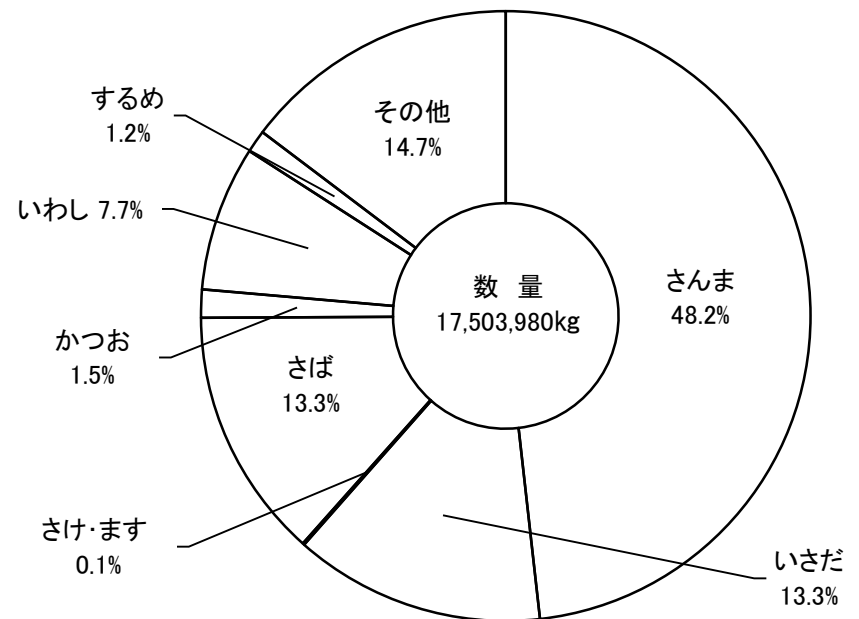
4. 魚種別処理状況調

| 区分 魚種別 | 鮮魚出荷 | | | 冷凍 | | | 加工 | | | 魚かす | | | 合計 | | |
|-----------|-----------|------------|---------------|------------|------------|---------------|---------|------------|------------|--------|------------|-----------|------------|------------|---------------|
| | 数量(kg) | 1kg当 単価 | 金額(円) | 数量(kg) | 1kg当 単価 | 金額(円) | 数量(kg) | 1kg当 単価 | 金額(円) | 数量(kg) | 1kg当 単価 | 金額(円) | 数量(kg) | 1kg当 単価 | 金額(円) |
| いわし | 144,004 | 143 | 20,581,568 | 1,173,001 | 113 | 132,269,789 | 28 | 78 | 2,182 | 27,288 | 22 | 589,302 | 1,344,321 | 114 | 153,442,841 |
| まぐろ | 113,748 | 2,061 | 234,396,851 | 0 | | 0 | 0 | | 0 | 0 | | 0 | 113,748 | 2,061 | 234,396,851 |
| びんちょう | 0 | | 0 | 0 | | 0 | 0 | | 0 | 0 | | 0 | 0 | | 0 |
| かじき類 | 3,851 | 1,204 | 4,635,851 | 0 | | 0 | 0 | | 0 | 0 | | 0 | 3,851 | 1,204 | 4,635,851 |
| さめ類 | 4,823 | 143 | 691,232 | 9,213 | 83 | 764,846 | 0 | | 0 | 1,713 | 22 | 37,001 | 15,749 | 95 | 1,493,079 |
| かつお | 161,012 | 588 | 94,723,919 | 103,378 | 196 | 20,246,421 | 1,016 | 240 | 244,318 | 0 | | 0 | 265,406 | 434 | 115,214,658 |
| さば | 296,554 | 269 | 79,884,039 | 1,980,962 | 171 | 337,929,802 | 0 | | 0 | 48,023 | 22 | 1,037,315 | 2,325,539 | 180 | 418,851,156 |
| あじ類 | 59,581 | 365 | 21,761,467 | 10,176 | 91 | 921,625 | 0 | | 0 | 100 | 22 | 2,166 | 69,857 | 325 | 22,685,258 |
| ぶり類 | 634,222 | 311 | 197,054,699 | 454,943 | 248 | 113,029,370 | 0 | | 0 | 1,052 | 22 | 22,735 | 1,090,217 | 284 | 310,106,804 |
| またら | 164,182 | 391 | 64,214,287 | 5,378 | 229 | 1,233,198 | 0 | | 0 | 0 | | 0 | 169,560 | 386 | 65,447,485 |
| すけそう | 597 | 149 | 88,832 | 0 | | 0 | 0 | | 0 | 0 | | 0 | 597 | 149 | 88,832 |
| さけ・ます | 1,326 | 2,670 | 3,540,756 | 0 | | 0 | 0 | | 0 | 0 | | 0 | 1,326 | 2,670 | 3,540,756 |
| さんま | 444,844 | 548 | 243,927,717 | 7,972,162 | 296 | 2,359,296,269 | 19,668 | 177 | 3,474,751 | 10 | 22 | 216 | 8,436,684 | 309 | 2,606,698,953 |
| こうなご | 545 | 4,148 | 2,260,533 | 0 | | 0 | 6 | 2,700 | 16,200 | 0 | | 0 | 551 | 4,132 | 2,276,733 |
| かれい類 | 53,729 | 961 | 51,629,277 | 832 | 688 | 572,088 | 0 | | 0 | 21 | 22 | 467 | 54,582 | 956 | 52,201,832 |
| たい類 | 121,708 | 356 | 43,332,219 | 3,915 | 450 | 1,762,604 | 0 | | 0 | 0 | | 0 | 125,623 | 359 | 45,094,823 |
| するめ | 171,364 | 1,107 | 189,685,574 | 42,721 | 1,171 | 50,041,108 | 12 | 851 | 10,217 | 0 | | 0 | 214,097 | 1,120 | 239,736,899 |
| あかいか | 3 | 918 | 2,754 | 0 | | 0 | 0 | | 0 | 0 | | 0 | 3 | 918 | 2,754 |
| いさだ | 4,080 | 113 | 462,672 | 1,814,580 | 100 | 180,669,037 | 515,040 | 101 | 51,877,324 | 0 | | 0 | 2,333,700 | 100 | 233,009,033 |
| その他 | 832,329 | 630 | 524,681,778 | 102,452 | 150 | 15,375,727 | 1,708 | 97 | 166,107 | 2,080 | 22 | 44,959 | 938,569 | 576 | 540,268,571 |
| | | | | | | | | | | | | | | | |
| | | | | | | | | | | | | | | | |
| | | | | | | | | | | | | | | | |
| 合計 | 3,212,502 | 553 | 1,777,556,025 | 13,673,713 | 235 | 3,214,111,884 | 537,478 | 104 | 55,791,099 | 80,287 | 22 | 1,734,161 | 17,503,980 | 288 | 5,049,193,169 |
| 百分比 | 18.35% | | 35.20% | 78.12% | | 63.76% | 3.07% | | 1.10% | 0.46% | | 0.03% | 100.00% | | 100.00% |

5. 漁業種別水揚高比率 (グラフ)



6. 魚種別水揚高比率 (グラフ)



7. 年度別魚種別水揚構成の変化

数量(トン)

| 年度 | 区分 | 総数量 | いわし | かつお | さば | またら | さけ・ます | さんま | するめ | いさだ | その他 |
|------|----|--------|--------|-------|-------|-------|-------|--------|-------|-------|-------|
| 平成23 | | 30,731 | 102 | 388 | 1,399 | 468 | 1,473 | 18,438 | 1,217 | 3,621 | 3,625 |
| 平成24 | | 45,433 | 287 | 1,217 | 3,071 | 901 | 988 | 20,391 | 1,584 | 7,922 | 9,072 |
| 平成25 | | 42,602 | 886 | 1,052 | 4,403 | 1,063 | 3,353 | 14,590 | 1,209 | 6,603 | 9,443 |
| 平成26 | | 52,861 | 1,860 | 862 | 3,374 | 487 | 2,602 | 27,133 | 910 | 5,921 | 9,712 |
| 平成27 | | 41,798 | 2,322 | 787 | 7,259 | 273 | 770 | 13,684 | 414 | 8,156 | 8,133 |
| 平成28 | | 36,075 | 1,877 | 1,049 | 7,852 | 151 | 534 | 13,845 | 181 | 3,308 | 7,278 |
| 平成29 | | 37,604 | 6,146 | 824 | 5,261 | 126 | 614 | 11,102 | 183 | 4,953 | 8,395 |
| 平成30 | | 43,393 | 5,097 | 710 | 5,876 | 329 | 390 | 17,380 | 144 | 5,901 | 7,566 |
| 令和元 | | 35,935 | 12,105 | 735 | 7,701 | 408 | 107 | 6,445 | 88 | 2,312 | 6,034 |
| 令和2 | | 34,218 | 14,969 | 758 | 5,600 | 452 | 114 | 6,237 | 247 | 1,561 | 4,280 |
| 令和3 | | 23,955 | 9,551 | 1,549 | 4,514 | 390 | 33 | 2,471 | 141 | 2,408 | 2,898 |
| 令和4 | | 28,201 | 9,344 | 651 | 6,379 | 979 | 33 | 3,054 | 172 | 2,903 | 4,686 |
| 令和5 | | 21,547 | 7,918 | 690 | 4,331 | 194 | 19 | 3,877 | 176 | 913 | 3,429 |
| 令和6 | | 26,538 | 9,692 | 1,632 | 4,138 | 314 | 3 | 5,674 | 218 | 1,249 | 3,618 |
| 令和7 | | 17,503 | 1,344 | 265 | 2,325 | 169 | 1,326 | 8,436 | 214 | 2,333 | 1,091 |

金額(千円)

| 年度 | 区分 | 総金額 | いわし | かつお | さば | またら | さけ・ます | さんま | するめ | いさだ | その他 |
|------|----|-----------|---------|---------|---------|---------|-----------|-----------|---------|---------|-----------|
| 平成23 | | 3,802,272 | 4,553 | 157,210 | 69,873 | 129,474 | 660,652 | 1,873,617 | 299,537 | 149,092 | 458,264 |
| 平成24 | | 4,987,085 | 14,632 | 441,040 | 177,034 | 166,901 | 579,026 | 1,752,487 | 410,779 | 327,153 | 1,118,033 |
| 平成25 | | 6,791,197 | 62,101 | 427,761 | 369,144 | 174,651 | 1,285,472 | 2,600,777 | 333,555 | 241,866 | 1,295,870 |
| 平成26 | | 7,042,110 | 115,490 | 259,200 | 246,803 | 137,208 | 1,404,030 | 2,973,611 | 230,095 | 258,066 | 1,417,607 |
| 平成27 | | 6,106,882 | 135,425 | 277,119 | 455,058 | 100,556 | 501,583 | 2,949,679 | 133,970 | 253,753 | 1,299,739 |
| 平成28 | | 5,694,365 | 121,916 | 417,702 | 544,041 | 68,594 | 444,185 | 2,843,477 | 89,160 | 234,961 | 930,329 |
| 平成29 | | 6,978,909 | 363,547 | 283,067 | 486,639 | 44,860 | 666,055 | 2,918,957 | 94,938 | 510,795 | 1,610,051 |
| 平成30 | | 6,501,976 | 259,121 | 255,909 | 613,486 | 65,022 | 268,159 | 3,132,338 | 83,393 | 540,517 | 1,284,031 |
| 令和元 | | 5,397,289 | 776,373 | 265,602 | 701,947 | 66,555 | 93,632 | 2,028,081 | 51,584 | 130,813 | 1,282,702 |
| 令和2 | | 6,091,435 | 677,933 | 201,183 | 599,881 | 73,981 | 111,342 | 2,819,334 | 158,167 | 353,465 | 1,096,149 |
| 令和3 | | 4,264,502 | 438,803 | 384,372 | 406,866 | 72,854 | 38,078 | 1,708,289 | 98,512 | 188,263 | 928,465 |
| 令和4 | | 5,577,615 | 716,153 | 238,856 | 728,610 | 208,682 | 44,311 | 1,985,539 | 105,690 | 186,505 | 1,363,269 |
| 令和5 | | 5,640,227 | 783,822 | 302,146 | 638,636 | 55,171 | 24,729 | 1,854,256 | 165,435 | 87,236 | 1,728,796 |
| 令和6 | | 6,705,161 | 652,152 | 623,457 | 610,697 | 63,313 | 4,380 | 2,789,287 | 164,873 | 187,179 | 1,609,823 |
| 令和7 | | 5,049,193 | 153,442 | 115,214 | 418,851 | 65,447 | 3,540 | 2,606,698 | 239,736 | 233,009 | 1,213,256 |

8. 船籍別水揚高

| 県 別 | 延 隻 数 | 数 量 (kg) | 数量の比率 (%) | 金 額 (円) | 金額の比率 (%) |
|-------|--------|------------|-----------|---------------|-----------|
| 地 元 | 14,464 | 13,035,988 | 74.5 | 3,792,250,138 | 74.9 |
| 県 内 | 800 | 369,492 | 2.1 | 146,805,236 | 2.9 |
| 北 海 道 | 39 | 1,092,697 | 6.2 | 240,597,865 | 4.8 |
| 青 森 | 2 | 93,093 | 0.5 | 18,581,956 | 0.4 |
| 宮 城 | 41 | 680,912 | 3.9 | 195,621,053 | 3.9 |
| 福 島 | 21 | 1,196,664 | 6.8 | 386,888,504 | 7.7 |
| 茨 城 | 4 | 183,107 | 1.0 | 10,667,160 | 0.2 |
| 千 葉 | 8 | 185,935 | 1.1 | 60,877,423 | 1.2 |
| 富 山 | 11 | 277,963 | 1.6 | 80,031,354 | 1.6 |
| 三 重 | 9 | 100,760 | 0.6 | 33,469,379 | 0.7 |
| 高 知 | 1 | 5,719 | 0.1 | 1,097,241 | 0.1 |
| 宮 崎 | 11 | 123,543 | 0.7 | 62,633,745 | 1.2 |
| 長 崎 | 2 | 158,107 | 0.9 | 19,672,115 | 0.4 |
| | | | | | |
| | | | | | |
| | | | | | |
| 合 計 | 15,413 | 17,503,980 | 100 | 5,049,193,169 | 100 |